

Metro Seattle

RESIDENTIAL | MLS AREA 700, 705, 710, 380, 385, 390, 140

MARCH 2018 | Monthly Real Estate Report



MEDIAN SALES PRICE **\$780,000**

PREVIOUS MONTH	MoM%
\$768,000	2% ▲
90-DAY AVERAGE	YoY%
\$756,333	14% ▲

NUMBER OF HOMES FOR SALE **291**

PREVIOUS MONTH	MoM%
298	-2% ▼
90-DAY TOTAL	YoY%
830	-21% ▼

NUMBER OF PENDING SALES **496**

PREVIOUS MONTH	MoM%
375	32% ▲
90-DAY TOTAL	YoY%
1,214	-10% ▼

AVERAGE DAYS ON MARKET **19**


PREVIOUS MONTH	MoM%
27	-30% ▼
90-DAY AVERAGE	YoY%
23	-20% ▼

NEW LISTINGS **539**

PREVIOUS MONTH	MoM%
503	7% ▲
90-DAY TOTAL	YoY%
1,311	-7% ▼

406 SALES

**451 AVERAGE
PRICE PER SQ FT**



JILL JUDY
Broker | Realtor
206.409.2692
JillJudy.com
jilljudy@windermere.com

LIVE
LOVE
OWN

WALL STREET GROUP

Windermere
REAL ESTATE

Downtown Seattle

CONDOMINIUM | MLS AREA 701

MARCH 2018 | Monthly Real Estate Report



MEDIAN SALES PRICE **\$782,000**

PREVIOUS MONTH	MoM%
\$610,000	28% ^
90-DAY AVERAGE	YoY%
\$699,333	14% ^

NUMBER OF HOMES FOR SALE **72**

PREVIOUS MONTH	MoM%
49	47% ^
90-DAY TOTAL	YoY%
166	19% ^

NUMBER OF PENDING SALES **51**

PREVIOUS MONTH	MoM%
34	50% ^
90-DAY TOTAL	YoY%
106	-5% v

AVERAGE DAYS ON MARKET **47**


PREVIOUS MONTH	MoM%
66	-29% v
90-DAY AVERAGE	YoY%
48	-1% v

NEW LISTINGS **77**

PREVIOUS MONTH	MoM%
43	79% ^
90-DAY TOTAL	YoY%
131	25% ^

41 SALES

**937 AVERAGE
PRICE PER SQ FT**



JILL JUDY
Broker | Realtor
206.409.2692
JillJudy.com
jilljudy@windermere.com

LIVE
LOVE
OWN

WALL STREET GROUP

Windermere
REAL ESTATE

Uptown

QUEEN ANNE | MAGNOLIA | MLS AREA 700

MARCH 2018 | Monthly Real Estate Report



MEDIAN SALES PRICE **\$965,000**

PREVIOUS MONTH	MoM%
\$1,020,000	-5% ∨
90-DAY AVERAGE	YoY%
\$982,667	17% ∧

NUMBER OF HOMES FOR SALE **39**

PREVIOUS MONTH	MoM%
37	5% ∧
90-DAY TOTAL	YoY%
117	-12% ∨

NUMBER OF PENDING SALES **39**

PREVIOUS MONTH	MoM%
34	15% ∧
90-DAY TOTAL	YoY%
96	-22% ∨

AVERAGE DAYS ON MARKET **31**


PREVIOUS MONTH	MoM%
46	-33% ∨
90-DAY AVERAGE	YoY%
46	-11% ∨

NEW LISTINGS **50**

PREVIOUS MONTH	MoM%
45	11% ∧
90-DAY TOTAL	YoY%
112	-29% ∨

36 SALES

**546 AVERAGE
PRICE PER SQ FT**



JILL JUDY
Broker | Realtor
206.409.2692
JillJudy.com
jilljudy@windermere.com

LIVE
LOVE
OWN

WALL STREET GROUP

Windermere
REAL ESTATE

NW Seattle

BALLARD | GREENLAKE | FREMONT | WALLINGFORD | MLS AREA 705

MARCH 2018 | Monthly Real Estate Report



MEDIAN SALES PRICE **\$807,000**

PREVIOUS MONTH	MoM%
\$777,000	4% ▲
90-DAY AVERAGE	YoY%
\$774,000	9% ▲

NUMBER OF HOMES FOR SALE **51**

PREVIOUS MONTH	MoM%
49	4% ▲
90-DAY TOTAL	YoY%
121	-39% ▼

NUMBER OF PENDING SALES **122**

PREVIOUS MONTH	MoM%
81	51% ▲
90-DAY TOTAL	YoY%
295	-18% ▼

AVERAGE DAYS ON MARKET **9**


PREVIOUS MONTH	MoM%
19	-53% ▼
90-DAY AVERAGE	YoY%
19	-26% ▼

NEW LISTINGS **138**

PREVIOUS MONTH	MoM%
116	19% ▲
90-DAY TOTAL	YoY%
329	-10% ▼

96 SALES

**468 AVERAGE
PRICE PER SQ FT**



JILL JUDY
Broker | Realtor
206.409.2692
JillJudy.com
jilljudy@windermere.com



WALL STREET GROUP

Windermere
REAL ESTATE

NE Seattle

RAVENNA | NORTHGATE | LAURELHURST | MLS AREA 710

MARCH 2018 | Monthly Real Estate Report



MEDIAN SALES PRICE **\$825,000**

PREVIOUS MONTH	MoM%
\$925,000	-11% ▼
90-DAY AVERAGE	YoY%
\$829,333	18% ▲

NUMBER OF HOMES FOR SALE **49**

PREVIOUS MONTH	MoM%
50	-2% ▼
90-DAY TOTAL	YoY%
125	11% ▲

NUMBER OF PENDING SALES **69**

PREVIOUS MONTH	MoM%
57	21% ▲
90-DAY TOTAL	YoY%
164	0%

AVERAGE DAYS ON MARKET **7**


PREVIOUS MONTH	MoM%
27	-74% ▼
90-DAY AVERAGE	YoY%
27	-28% ▼

NEW LISTINGS **74**

PREVIOUS MONTH	MoM%
79	-6% ▼
90-DAY TOTAL	YoY%
184	0%

67 SALES

**475 AVERAGE
PRICE PER SQ FT**



JILL JUDY
Broker | Realtor
206.409.2692
JillJudy.com
jilljudy@windermere.com

LIVE
LOVE
OWN

WALL STREET GROUP

Windermere
REAL ESTATE

Central Seattle SE

MT BAKER | LESCHI | COLUMBIA CITY | SEWARD PARK | RAINIER | MLS AREA 380

MARCH 2018 | Monthly Real Estate Report



MEDIAN SALES PRICE **\$595,000**

PREVIOUS MONTH	MoM%
\$670,000	-11% ▼
90-DAY AVERAGE	YoY%
\$645,000	22% ▲

NUMBER OF HOMES FOR SALE **32**

PREVIOUS MONTH	MoM%
47	-32% ▼
90-DAY TOTAL	YoY%
117	-20% ▼

NUMBER OF PENDING SALES **61**

PREVIOUS MONTH	MoM%
42	45% ▲
90-DAY TOTAL	YoY%
146	-14% ▼

AVERAGE DAYS ON MARKET **33**


PREVIOUS MONTH	MoM%
31	6% ▲
90-DAY AVERAGE	YoY%
31	-10% ▼

NEW LISTINGS **46**

PREVIOUS MONTH	MoM%
71	-35% ▼
90-DAY TOTAL	YoY%
153	-9% ▼

37 SALES

**352 AVERAGE
PRICE PER SQ FT**



JILL JUDY
Broker | Realtor
206.409.2692
JillJudy.com
jilljudy@windermere.com



WALL STREET GROUP

Windermere
REAL ESTATE

Central Seattle SW

BEACON HILL | SODO | GEORGETOWN | MLS AREA 385

MARCH 2018 | Monthly Real Estate Report



MEDIAN SALES PRICE **\$700,000**

PREVIOUS MONTH	MoM%
\$605,000	16% ▲
90-DAY AVERAGE	YoY%
\$630,333	18% ▲

NUMBER OF HOMES FOR SALE **18**

PREVIOUS MONTH	MoM%
19	-5% ▼
90-DAY TOTAL	YoY%
66	16% ▲

NUMBER OF PENDING SALES **29**

PREVIOUS MONTH	MoM%
31	-6% ▼
90-DAY TOTAL	YoY%
109	42% ▲

AVERAGE DAYS ON MARKET **23**


PREVIOUS MONTH	MoM%
22	5% ▲
90-DAY AVERAGE	YoY%
22	-39% ▼

NEW LISTINGS **31**

PREVIOUS MONTH	MoM%
32	-3% ▼
90-DAY TOTAL	YoY%
96	23% ▲

36 SALES

**379 AVERAGE
PRICE PER SQ FT**



JILL JUDY
Broker | Realtor
206.409.2692
JillJudy.com
jilljudy@windermere.com

LIVE
LOVE
OWN

WALL STREET GROUP

Windermere
REAL ESTATE

Central Seattle

CAPITOL HILL | CENTRAL DISTRICT | MADISON PARK | MLS AREA 390

MARCH 2018 | Monthly Real Estate Report



MEDIAN SALES PRICE **\$925,000**

PREVIOUS MONTH	MoM%
\$919,000	1% ▲
90-DAY AVERAGE	YoY%
\$928,000	20% ▲

NUMBER OF HOMES FOR SALE **55**

PREVIOUS MONTH	MoM%
48	15% ▲
90-DAY TOTAL	YoY%
143	-11% ▼

NUMBER OF PENDING SALES **71**

PREVIOUS MONTH	MoM%
51	39% ▲
90-DAY TOTAL	YoY%
144	-11% ▼

AVERAGE DAYS ON MARKET **16**


PREVIOUS MONTH	MoM%
22	-27% ▼
90-DAY AVERAGE	YoY%
22	-42% ▼

NEW LISTINGS **87**

PREVIOUS MONTH	MoM%
67	30% ▲
90-DAY TOTAL	YoY%
181	8% ▲

57 SALES

**517 AVERAGE
PRICE PER SQ FT**



JILL JUDY
Broker | Realtor
206.409.2692
JillJudy.com
jilljudy@windermere.com

LIVE
LOVE
OWN

WALL STREET GROUP

Windermere
REAL ESTATE

West Seattle

MLS AREA 140

MARCH 2018 | Monthly Real Estate Report



MEDIAN SALES PRICE **\$695,000**

PREVIOUS MONTH	MoM%
\$694,000	0%
90-DAY AVERAGE	YoY%
\$679,000	31% ▲

NUMBER OF HOMES FOR SALE **47**

PREVIOUS MONTH	MoM%
48	-2% ▼
90-DAY TOTAL	YoY%
141	-43% ▼

NUMBER OF PENDING SALES **105**

PREVIOUS MONTH	MoM%
79	33% ▲
90-DAY TOTAL	YoY%
260	-12% ▼

AVERAGE DAYS ON MARKET **28**


PREVIOUS MONTH	MoM%
36	-22% ▼
90-DAY AVERAGE	YoY%
36	8% ▲

NEW LISTINGS **113**

PREVIOUS MONTH	MoM%
93	22% ▲
90-DAY TOTAL	YoY%
256	-10% ▼

77 SALES

**389 AVERAGE
PRICE PER SQ FT**



JILL JUDY
Broker | Realtor
206.409.2692
JillJudy.com
jilljudy@windermere.com

LIVE
LOVE
OWN

WALL STREET GROUP

Windermere
REAL ESTATE