

Metro Seattle

RESIDENTIAL | MLS AREA 700, 705, 710, 380, 385, 390, 140

MAY 2018 | Monthly Real Estate Report



MEDIAN SALES PRICE **\$820,000**

PREVIOUS MONTH	MoM%
\$820,000	0%
90-DAY AVERAGE	YoY%
\$806,667	15% ▲

NUMBER OF HOMES FOR SALE **510**

PREVIOUS MONTH	MoM%
427	19% ▲
90-DAY TOTAL	YoY%
1,228	4% ▲

NUMBER OF PENDING SALES **688**

PREVIOUS MONTH	MoM%
692	-1% ▼
90-DAY TOTAL	YoY%
1,851	-3% ▼

AVERAGE DAYS ON MARKET **11**


PREVIOUS MONTH	MoM%
17	-35% ▼
90-DAY AVERAGE	YoY%
16	-32% ▼

NEW LISTINGS **841**

PREVIOUS MONTH	MoM%
902	-7% ▼
90-DAY TOTAL	YoY%
2,278	3% ▲

656 SALES

**471 AVERAGE
PRICE PER SQ FT**



JILL JUDY
Broker | Realtor
206.409.2692
JillJudy.com
jilljudy@windermere.com



Downtown Seattle

CONDOMINIUM | MLS AREA 701

MAY 2018 | Monthly Real Estate Report



MEDIAN SALES PRICE **\$680,000**

PREVIOUS MONTH	MoM%
\$662,000	3% ▲
90-DAY AVERAGE	YoY%
\$708,000	18% ▲

NUMBER OF CONDOS FOR SALE **104**

PREVIOUS MONTH	MoM%
84	24% ▲
90-DAY TOTAL	YoY%
260	64% ▲

NUMBER OF PENDING SALES **64**

PREVIOUS MONTH	MoM%
49	31% ▲
90-DAY TOTAL	YoY%
163	1% ▲

AVERAGE DAYS ON MARKET **41**


PREVIOUS MONTH	MoM%
31	32% ▲
90-DAY AVERAGE	YoY%
40	20% ▲

NEW LISTINGS **96**

PREVIOUS MONTH	MoM%
74	30% ▲
90-DAY TOTAL	YoY%
244	35% ▲

57 SALES

**858 AVERAGE
PRICE PER SQ FT**



JILL JUDY
Broker | Realtor
206.409.2692
JillJudy.com
jilljudy@windermere.com



Uptown

QUEEN ANNE | MAGNOLIA | MLS AREA 700

MAY 2018 | Monthly Real Estate Report



MEDIAN SALES PRICE **\$1,059,000**

PREVIOUS MONTH	MoM%
\$1,272,000	-17% ▼
90-DAY AVERAGE	YoY%
\$1,097,333	17% ▲

NUMBER OF HOMES FOR SALE **65**

PREVIOUS MONTH	MoM%
62	5% ▲
90-DAY TOTAL	YoY%
166	-8% ▼

NUMBER OF PENDING SALES **57**

PREVIOUS MONTH	MoM%
67	-15% ▼
90-DAY TOTAL	YoY%
160	-16% ▼

AVERAGE DAYS ON MARKET **13**


PREVIOUS MONTH	MoM%
38	-66% ▼
90-DAY AVERAGE	YoY%
27	3% ▲

NEW LISTINGS **74**

PREVIOUS MONTH	MoM%
92	-20% ▼
90-DAY TOTAL	YoY%
216	-13% ▼

68 SALES

**525 AVERAGE
PRICE PER SQ FT**



JILL JUDY
Broker | Realtor
206.409.2692
JillJudy.com
jilljudy@windermere.com



NW Seattle

BALLARD | GREENLAKE | FREMONT | WALLINGFORD | MLS AREA 705

MAY 2018 | Monthly Real Estate Report



MEDIAN SALES PRICE **\$865,000**

PREVIOUS MONTH	MoM%
\$850,000	2% ▲
90-DAY AVERAGE	YoY%
\$840,000	13% ▲

NUMBER OF HOMES FOR SALE **100**

PREVIOUS MONTH	MoM%
77	30% ▲
90-DAY TOTAL	YoY%
228	15% ▲

NUMBER OF PENDING SALES **188**

PREVIOUS MONTH	MoM%
171	10% ▲
90-DAY TOTAL	YoY%
480	0%

AVERAGE DAYS ON MARKET **9**


PREVIOUS MONTH	MoM%
7	29% ▲
90-DAY AVERAGE	YoY%
8	-50% ▼

NEW LISTINGS **218**

PREVIOUS MONTH	MoM%
227	-4% ▼
90-DAY TOTAL	YoY%
584	9% ▲

174 SALES

**494 AVERAGE
PRICE PER SQ FT**



JILL JUDY
Broker | Realtor
206.409.2692
JillJudy.com
jilljudy@windermere.com



NE Seattle

RAVENNA | NORTHGATE | LAURELHURST | MLS AREA 710

MAY 2018 | Monthly Real Estate Report



MEDIAN SALES PRICE **\$900,000**

PREVIOUS MONTH	MoM%
\$900,000	0%
90-DAY AVERAGE	YoY%
\$876,333	18% ▲

NUMBER OF HOMES FOR SALE **72**

PREVIOUS MONTH	MoM%
54	33% ▲
90-DAY TOTAL	YoY%
175	16% ▲

NUMBER OF PENDING SALES **91**

PREVIOUS MONTH	MoM%
100	-9% ▼
90-DAY TOTAL	YoY%
255	-10% ▼

AVERAGE DAYS ON MARKET **15**


PREVIOUS MONTH	MoM%
14	7% ▲
90-DAY AVERAGE	YoY%
12	-40% ▼

NEW LISTINGS **126**

PREVIOUS MONTH	MoM%
114	11% ▲
90-DAY TOTAL	YoY%
312	-5% ▼

93 SALES

**472 AVERAGE
PRICE PER SQ FT**



JILL JUDY
Broker | Realtor
206.409.2692
JillJudy.com
jilljudy@windermere.com



Central Seattle SE

MT BAKER | LESCHI | COLUMBIA CITY | SEWARD PARK | RAINIER | MLS AREA 380

MAY 2018 | Monthly Real Estate Report



MEDIAN SALES PRICE **\$680,000**

PREVIOUS MONTH	MoM%
\$688,000	-1% ▼
90-DAY AVERAGE	YoY%
\$653,667	11% ▲

NUMBER OF HOMES FOR SALE **58**

PREVIOUS MONTH	MoM%
45	29% ▲
90-DAY TOTAL	YoY%
135	-12% ▼

NUMBER OF PENDING SALES **64**

PREVIOUS MONTH	MoM%
69	-7% ▼
90-DAY TOTAL	YoY%
192	-2% ▼

AVERAGE DAYS ON MARKET **16**


PREVIOUS MONTH	MoM%
36	-56% ▼
90-DAY AVERAGE	YoY%
28	-3% ▼

NEW LISTINGS **84**

PREVIOUS MONTH	MoM%
85	-1% ▼
90-DAY TOTAL	YoY%
215	-9% ▼

64 SALES

**393 AVERAGE
PRICE PER SQ FT**



JILL JUDY
Broker | Realtor
206.409.2692
JillJudy.com
jilljudy@windermere.com



Windermere
REAL ESTATE
WALL STREET GROUP

Central Seattle SW

BEACON HILL | SODO | GEORGETOWN | MLS AREA 385

MAY 2018 | Monthly Real Estate Report



MEDIAN SALES PRICE **\$650,000**

PREVIOUS MONTH	MoM%
\$653,000	0%
90-DAY AVERAGE	YoY%
\$667,667	17% ▲

NUMBER OF HOMES FOR SALE **34**

PREVIOUS MONTH	MoM%
35	-3% ▼
90-DAY TOTAL	YoY%
87	34% ▲

NUMBER OF PENDING SALES **38**

PREVIOUS MONTH	MoM%
38	0%
90-DAY TOTAL	YoY%
103	1% ▲

AVERAGE DAYS ON MARKET **11**


PREVIOUS MONTH	MoM%
17	-35% ▼
90-DAY AVERAGE	YoY%
17	-46% ▼

NEW LISTINGS **41**

PREVIOUS MONTH	MoM%
62	-34% ▼
90-DAY TOTAL	YoY%
134	22% ▲

33 SALES

**388 AVERAGE
PRICE PER SQ FT**



JILL JUDY
Broker | Realtor
206.409.2692
JillJudy.com
jilljudy@windermere.com



Central Seattle

CAPITOL HILL | CENTRAL DISTRICT | MADISON PARK | MLS AREA 390

MAY 2018 | Monthly Real Estate Report



MEDIAN SALES PRICE **\$955,000**

PREVIOUS MONTH	MoM%
\$955,000	0%
90-DAY AVERAGE	YoY%
\$945,000	12% ▲

NUMBER OF HOMES FOR SALE **76**

PREVIOUS MONTH	MoM%
79	-4% ▼
90-DAY TOTAL	YoY%
210	8% ▲

NUMBER OF PENDING SALES **83**

PREVIOUS MONTH	MoM%
89	-7% ▼
90-DAY TOTAL	YoY%
240	12% ▲

AVERAGE DAYS ON MARKET **11**


PREVIOUS MONTH	MoM%
19	-42% ▼
90-DAY AVERAGE	YoY%
15	-39% ▼

NEW LISTINGS **84**

PREVIOUS MONTH	MoM%
124	-32% ▼
90-DAY TOTAL	YoY%
295	11% ▲

84 SALES

**558 AVERAGE
PRICE PER SQ FT**



JILL JUDY
Broker | Realtor
206.409.2692
JillJudy.com
jilljudy@windermere.com



West Seattle

MLS AREA 140

MAY 2018 | Monthly Real Estate Report



MEDIAN SALES PRICE **\$707,000**

PREVIOUS MONTH	MoM%
\$685,000	3% ▲
90-DAY AVERAGE	YoY%
\$693,333	21% ▲

NUMBER OF HOMES FOR SALE **105**

PREVIOUS MONTH	MoM%
75	40% ▲
90-DAY TOTAL	YoY%
227	-4% ▼

NUMBER OF PENDING SALES **167**

PREVIOUS MONTH	MoM%
158	6% ▲
90-DAY TOTAL	YoY%
421	-7% ▼

AVERAGE DAYS ON MARKET **10**


PREVIOUS MONTH	MoM%
14	-29% ▼
90-DAY AVERAGE	YoY%
17	-32% ▼

NEW LISTINGS **214**

PREVIOUS MONTH	MoM%
198	8% ▲
90-DAY TOTAL	YoY%
522	7% ▲

140 SALES

**403 AVERAGE
PRICE PER SQ FT**



JILL JUDY
Broker | Realtor
206.409.2692
JillJudy.com
jilljudy@windermere.com

